


10 WEEKS
SET A


Print and Go

160
PROBLEMS

Weekly Math Practice



Sample math practice page 1 showing a table with columns for 'Problem', 'Strategy', 'Equation', and 'Answer'. The 'Problem' column contains a word problem about a car's fuel efficiency. The 'Strategy' column contains 'Use a table'. The 'Equation' column contains $4.2(20 + 20) = 168$. The 'Answer' column contains '168 miles'.



Sample math practice page 2 showing a table with columns for 'Problem', 'Strategy', 'Equation', and 'Answer'. The 'Problem' column contains a word problem about a car's fuel efficiency. The 'Strategy' column contains 'Use a table'. The 'Equation' column contains $4.2(20 + 20) = 168$. The 'Answer' column contains '168 miles'.

231 - 240
RIT Band

Table of Contents

Content	Page
Instructional Guide	3
Daily Math Practice Sheets	5
Answer Keys	25
Teacher Math Goals Monthly Tracker	35
Student Math Goals Tracker	36

Instructional Guide

Overview

This set of Daily math practice provides students with a daily set (Monday through Thursday) of four problems, one problem per math goal – Operations and Algebraic Thinking, Real and Complex Number Systems, Geometry, and Statistics and Probability. These practice problems are designed to provide students with a vast exposure to the 211 – 220 RIT Band skills and concepts that should be developed.

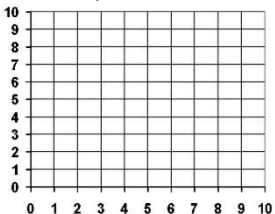
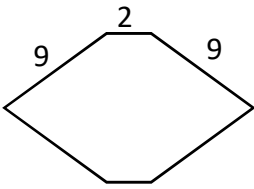
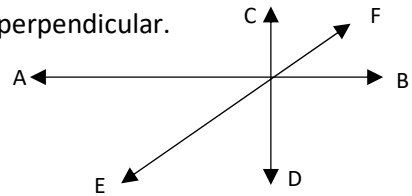
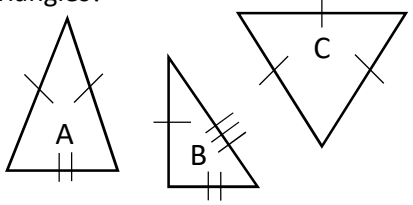
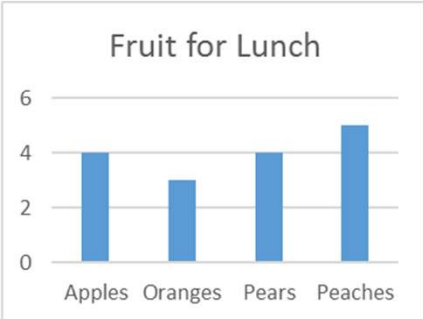
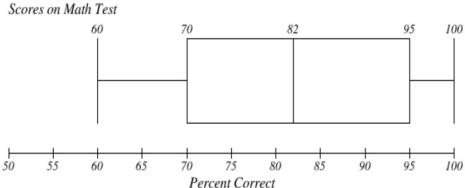
Instructional Uses

- **Bell Ringer** - Students can solve four problems during the first 10 minutes of class. Then, for five minutes, teachers can allow students within the same RIT Band to discuss strategies they used to solve the problems.
- **Differentiated Instruction** – Teachers can buy Daily Math Practice worksheets for other RIT Bands represented in their classrooms.
- **Math Workshops** – During a Math Workshop, teachers provide students with a Math mini-lesson related to a particular skill. Then, teachers give students time to exercise the skill with a problem to solve individually. While students are individually solving problems, teachers can meet with students to individually and provide scaffold their reasoning with Bloom’s Taxonomy Math prompts.
- **Homework** – Teachers can use Daily Math Practice worksheets for Daily homework assignments. On Fridays, teachers can review the sheets and highlight the vocabulary. For Friday’s homework, students can define vocabulary associated with the week’s worksheet by using a [Frayer Word Chart](#) for the vocabulary words for Friday’s homework.
- **Progress Monitoring** – These worksheets can be used periodically to see if students are developing skills specific to their RIT Band. Teachers can have students use the Assessment Tracker to monitor their mastery of each math goal. Initially, students, whose RIT scores are within the range of the worksheet, will experience 50% mastery. When students’ mastery levels are consistently at 100%, teachers may want to purchase the next set of RIT Band Daily Math Practice worksheets.

Teachers should copy the work mats (even-numbered sheets) onto the back of the Daily worksheet (odd-numbered sheets).

Daily Math Practice – RIT Band 231 – 240

****Show all of your calculations on back.****

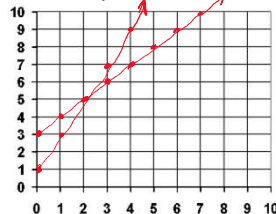
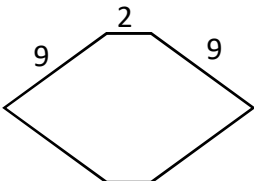
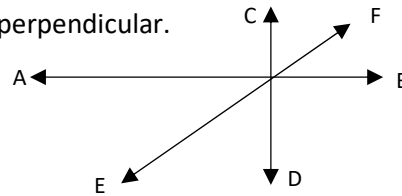
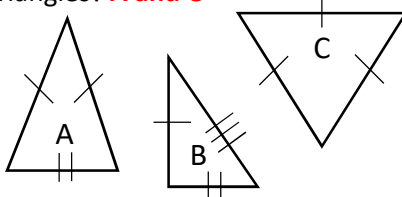
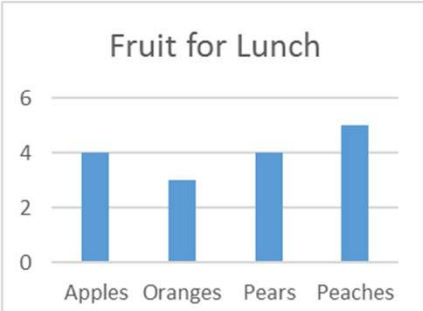
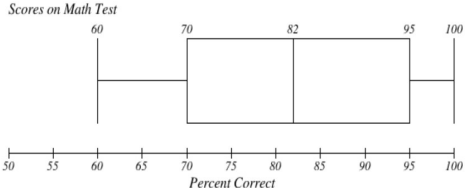
Goal	Monday	Tuesday	Wednesday	Thursday																								
Operations and Algebraic Thinking	Peter’s annual salary was \$35,000. He earned a 4% raise. What is his new salary?	Graph $y=x+3$ and $y=2x+1$ to determine the point of intersection. 	Evaluate the expression below. $\frac{4 + 7(-4 - 12)}{-2(5)}$	Evaluate the expression below. $\frac{16 - 7(2^3)(3^2)}{2^2}$																								
The Real and Complex Number	Convert the ratio to a percent. $\frac{7}{8}$	Sam read 12 pages in 10 minutes. What is the unit rate?	$\frac{11}{13} + \frac{7}{8}$	Marcie purchased 6 folders for \$1.29 each, 7 pens for \$0.99 each, and 5 packs of pencils for \$0.75 each. How much did she spend?																								
Geometry	Find the perimeter of the symmetrical figure below. 	Calculate the volume of a rectangular prism that has the following dimensions: Width: 3 feet Length: 12 feet Height: 9 feet	Name two lines that are perpendicular. 	Which of the following are isosceles triangles? 																								
Statistics and Probability	Julie wants to put the following data on a bar graph. <table border="1" style="display: inline-table; vertical-align: top;"> <thead> <tr> <th>Type of Ant</th> <th>Avg. Length</th> </tr> </thead> <tbody> <tr> <td>Queen</td> <td>0.6 cm</td> </tr> <tr> <td>Worker</td> <td>0.3 cm</td> </tr> <tr> <td>Drone</td> <td>0.5 cm</td> </tr> <tr> <td>Carpenter</td> <td>0.64 cm</td> </tr> <tr> <td>Pharaoh</td> <td>0.2 cm</td> </tr> </tbody> </table> <p>What should be the intervals of the bar graph?</p>	Type of Ant	Avg. Length	Queen	0.6 cm	Worker	0.3 cm	Drone	0.5 cm	Carpenter	0.64 cm	Pharaoh	0.2 cm	 <p>How many more apples and oranges were there for lunch than pears?</p>	 <p>What was the median score on the test?</p> <p>What was the highest score on the test?</p>	<table border="1" style="display: inline-table; vertical-align: top;"> <thead> <tr> <th>Type of Ant</th> <th>Avg. Length</th> </tr> </thead> <tbody> <tr> <td>Queen</td> <td>0.6 cm</td> </tr> <tr> <td>Worker</td> <td>0.3 cm</td> </tr> <tr> <td>Drone</td> <td>0.5 cm</td> </tr> <tr> <td>Carpenter</td> <td>0.64 cm</td> </tr> <tr> <td>Pharaoh</td> <td>0.2 cm</td> </tr> </tbody> </table> <p>What is the average length of the types of ants listed in the table?</p>	Type of Ant	Avg. Length	Queen	0.6 cm	Worker	0.3 cm	Drone	0.5 cm	Carpenter	0.64 cm	Pharaoh	0.2 cm
Type of Ant	Avg. Length																											
Queen	0.6 cm																											
Worker	0.3 cm																											
Drone	0.5 cm																											
Carpenter	0.64 cm																											
Pharaoh	0.2 cm																											
Type of Ant	Avg. Length																											
Queen	0.6 cm																											
Worker	0.3 cm																											
Drone	0.5 cm																											
Carpenter	0.64 cm																											
Pharaoh	0.2 cm																											

Show all calculations here.

Monday	Tuesday	Wednesday	Thursday

Daily Math Practice – RIT Band 231 – 240

****Show all of your calculations on back.****

Goal	Monday	Tuesday	Wednesday	Thursday																								
Operations and Algebraic Thinking	Peter’s annual salary was \$35,000. He earned a 4% raise. What is his new salary? \$36,400	Graph $y=x+3$ and $y=2x+1$ to determine the point of intersection. 	Evaluate the expression below. $\frac{4 + 7(-4 - 12)}{-2(5)}$ 10.8	Evaluate the expression below. $\frac{16 - 7(2^3)(3^2)}{2^2}$ -122																								
The Real and Complex Number	Convert the ratio to a percent. $\frac{7}{8}$ 87.5%	Sam read 12 pages in 10 minutes. What is the unit rate? 1.2 pages per minute	$\frac{11}{13} + \frac{7}{8}$ $1\frac{75}{104}$	Marcie purchased 6 folders for \$1.29 each, 7 pens for \$0.99 each, and 5 packs of pencils for \$0.75 each. How much did she spend? \$18.42																								
Geometry	Find the perimeter of the symmetrical figure below. 40 units 	Calculate the volume of a rectangular prism that has the following dimensions: 324 ft³ Width: 3 feet Length: 12 feet Height: 9 feet	Name two lines that are perpendicular.  AB and CD	Which of the following are isosceles triangles? A and C 																								
Statistics and Probability	Julie wants to put the following data on a bar graph. <table border="1" style="margin-left: 20px;"> <thead> <tr> <th>Type of Ant</th> <th>Avg. Length</th> </tr> </thead> <tbody> <tr> <td>Queen</td> <td>0.6 cm</td> </tr> <tr> <td>Worker</td> <td>0.3 cm</td> </tr> <tr> <td>Drone</td> <td>0.5 cm</td> </tr> <tr> <td>Carpenter</td> <td>0.64 cm</td> </tr> <tr> <td>Pharaoh</td> <td>0.2 cm</td> </tr> </tbody> </table> What should be the intervals of the bar graph? 0.1 cm	Type of Ant	Avg. Length	Queen	0.6 cm	Worker	0.3 cm	Drone	0.5 cm	Carpenter	0.64 cm	Pharaoh	0.2 cm	 How many more apples and oranges were there for lunch than pears? 7 - 4 = 3	 What was the median score on the test? 82 What was the highest score on the test? 100	<table border="1" style="margin-left: 20px;"> <thead> <tr> <th>Type of Ant</th> <th>Avg. Length</th> </tr> </thead> <tbody> <tr> <td>Queen</td> <td>0.6 cm</td> </tr> <tr> <td>Worker</td> <td>0.3 cm</td> </tr> <tr> <td>Drone</td> <td>0.5 cm</td> </tr> <tr> <td>Carpenter</td> <td>0.64 cm</td> </tr> <tr> <td>Pharaoh</td> <td>0.2 cm</td> </tr> </tbody> </table> What is the average length of the types of ants listed in the table? 0.448	Type of Ant	Avg. Length	Queen	0.6 cm	Worker	0.3 cm	Drone	0.5 cm	Carpenter	0.64 cm	Pharaoh	0.2 cm
Type of Ant	Avg. Length																											
Queen	0.6 cm																											
Worker	0.3 cm																											
Drone	0.5 cm																											
Carpenter	0.64 cm																											
Pharaoh	0.2 cm																											
Type of Ant	Avg. Length																											
Queen	0.6 cm																											
Worker	0.3 cm																											
Drone	0.5 cm																											
Carpenter	0.64 cm																											
Pharaoh	0.2 cm																											